



ZIMBALI

C O U N T R Y C L U B

Course Guide



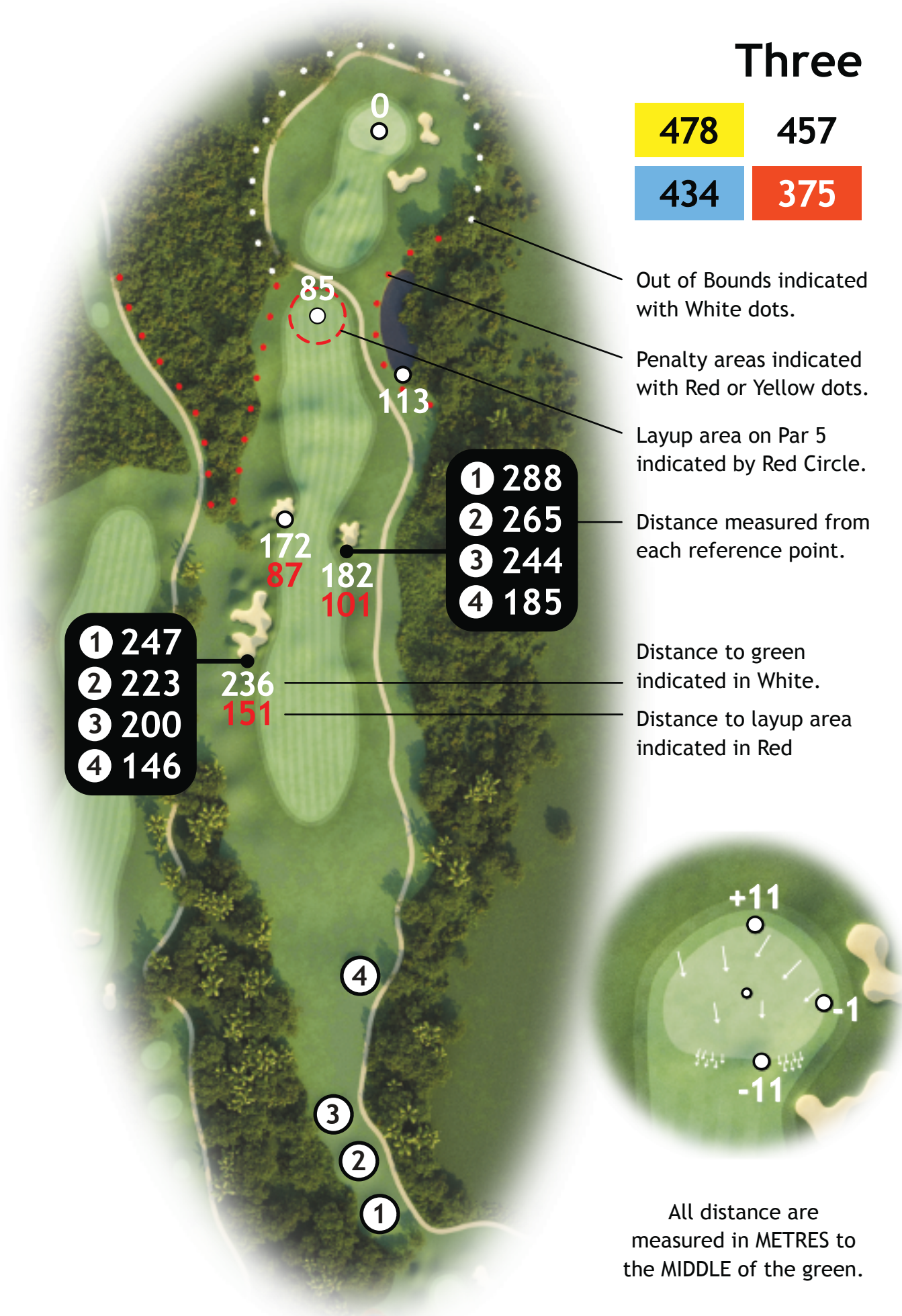
Offering irresistible ocean and forest views, exceptional water and wetland features and an inspiring natural setting, Zimbali Country Club has developed the reputation of a memorable course with charisma and challenge.

With the agenda of "conservation takes precedence," international golf course designer and former British and South African PGA champion, Tom Weiskopf, had to integrate a "cart only" course into a property with dramatic elevation changes, varying eco-systems and substantial residential sections. This was no easy task, but the end result is a prestigious South Africa golf course that is ecologically sound, yet it maximises the natural landscape. Having been described as "an enthralling journey through 18 holes," the changing terrain stretches the skill yet captivates its golfers. With the Weiskopf philosophy of "presenting a fair challenge to any level of play," the essence of this course is that it will reward the good shot and punish the bad.

The remains of a ruined farmhouse framed around an ageing wild fig tree dominates the entrance to the clubhouse. Again construction had to take place around nature and this feature not only marks the entrance of the modern, colonial-styled clubhouse, it also bears testimony to the preservation ethos of the developers of Zimbali Country Club. The clubhouse has been designed and decorated in an African Classical theme, with extensive use of hand crafted décor, fittings and furnishings. Raised decks provide unparalleled elevated course and sea views, trees grow through decking leading down to the 18th green and parking for the course was carefully planned to minimise impact on the forest surrounds. Impeccable service, superb catering, a well appointed Golf Shop and plush cloakrooms enhance the venue even further.

Enjoy your round.

How to use this guide...



One


381

362

330

290

Par 4
Stroke 6



A gentle starting hole on one of the highest points of the course. Beautiful views but be careful of the winds. Stay well right of the fairway bunkers with your tee shot and give yourself a chance at the green from a good angle. The best miss is short in the throat of the green and always better to putt from front to back.

Two

329

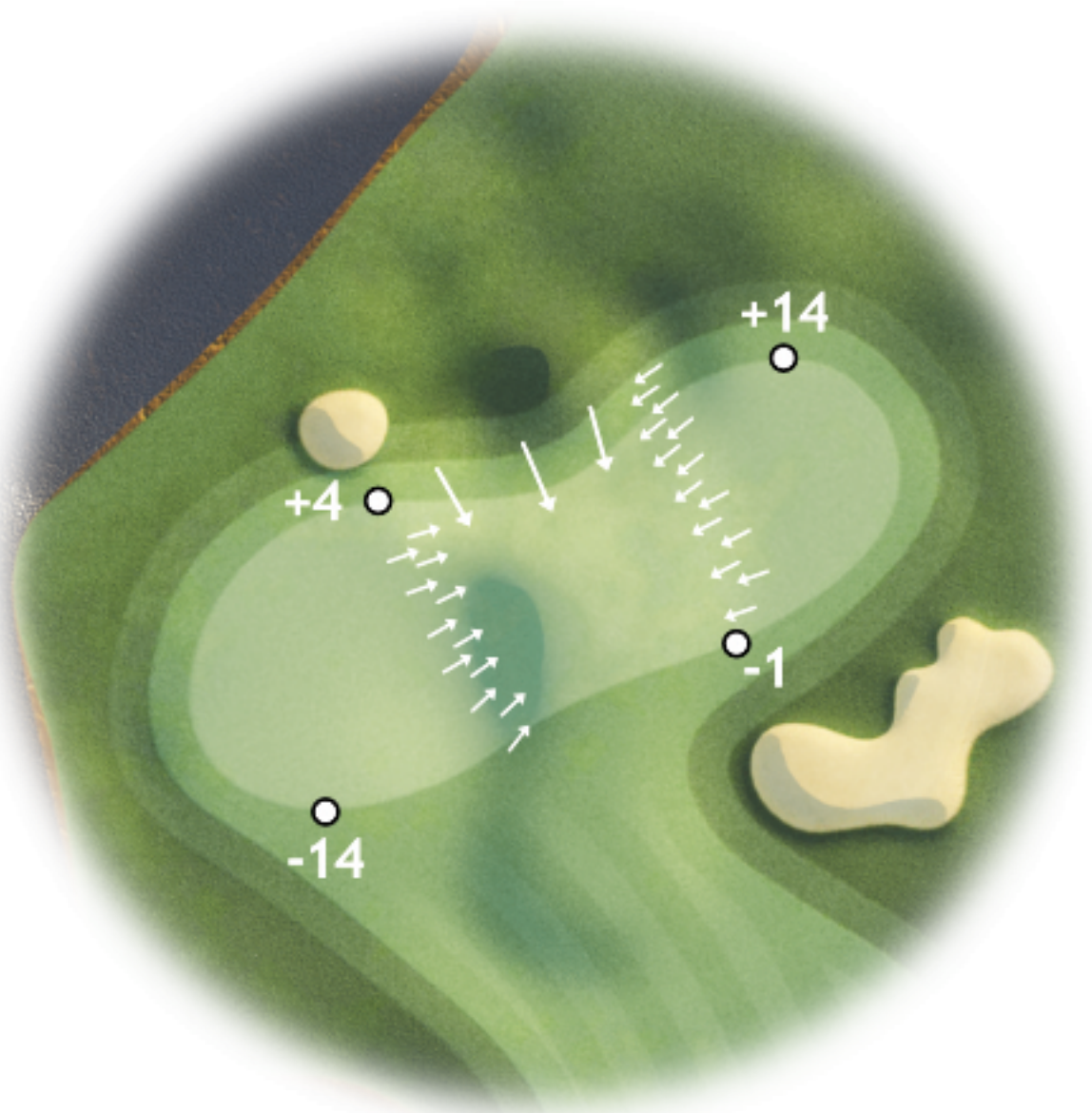
304

280

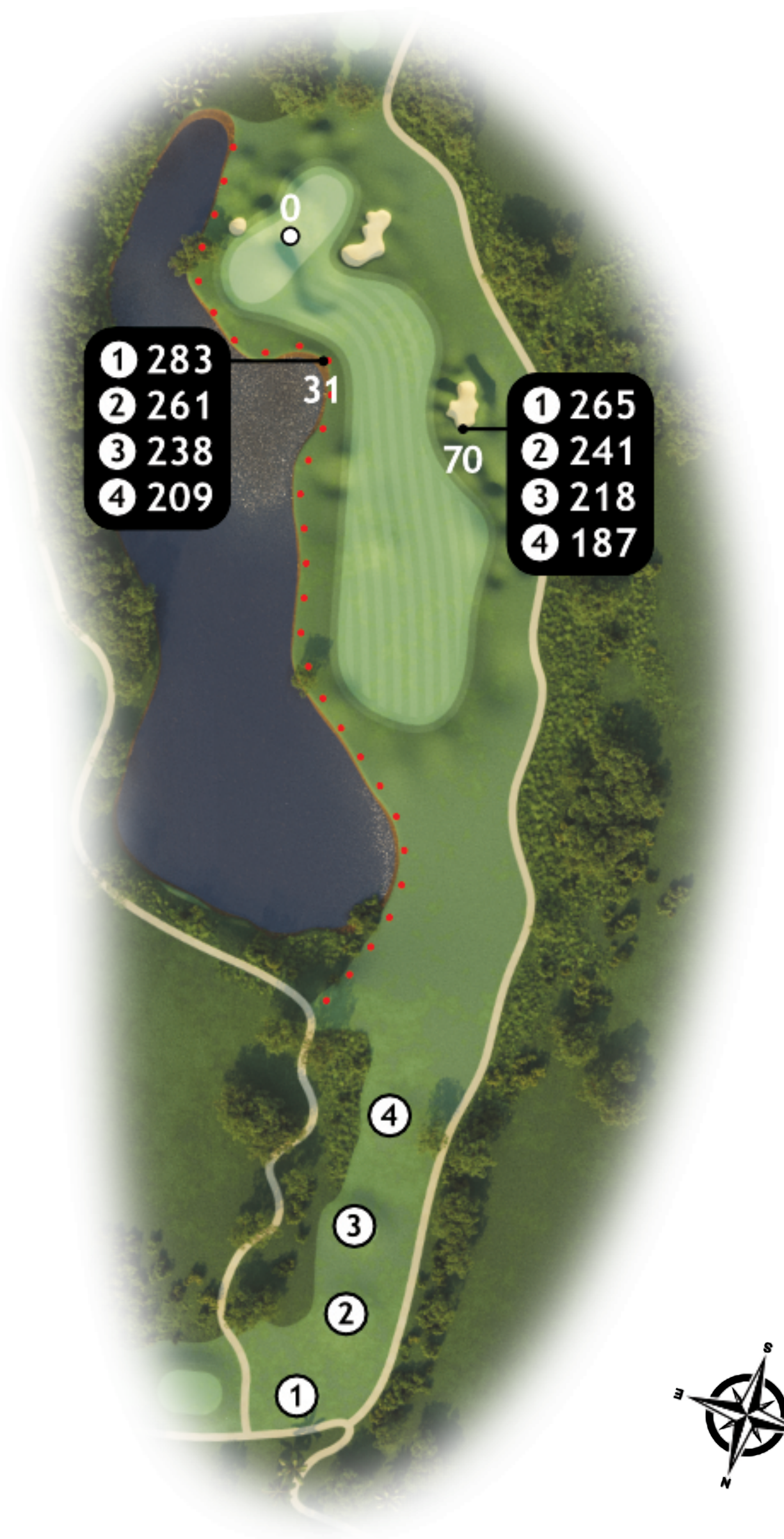
242

Par 4

Stroke 18



Depending on the pin position, a tee shot centre right of the fairway is the best option. A generous opening to the green allows for a run up shot and often even if the pin is placed in a tight position and approach to the centre of the green is best. Going long with your approach shot is a big no, chances are you will end up in the penalty area.



Three

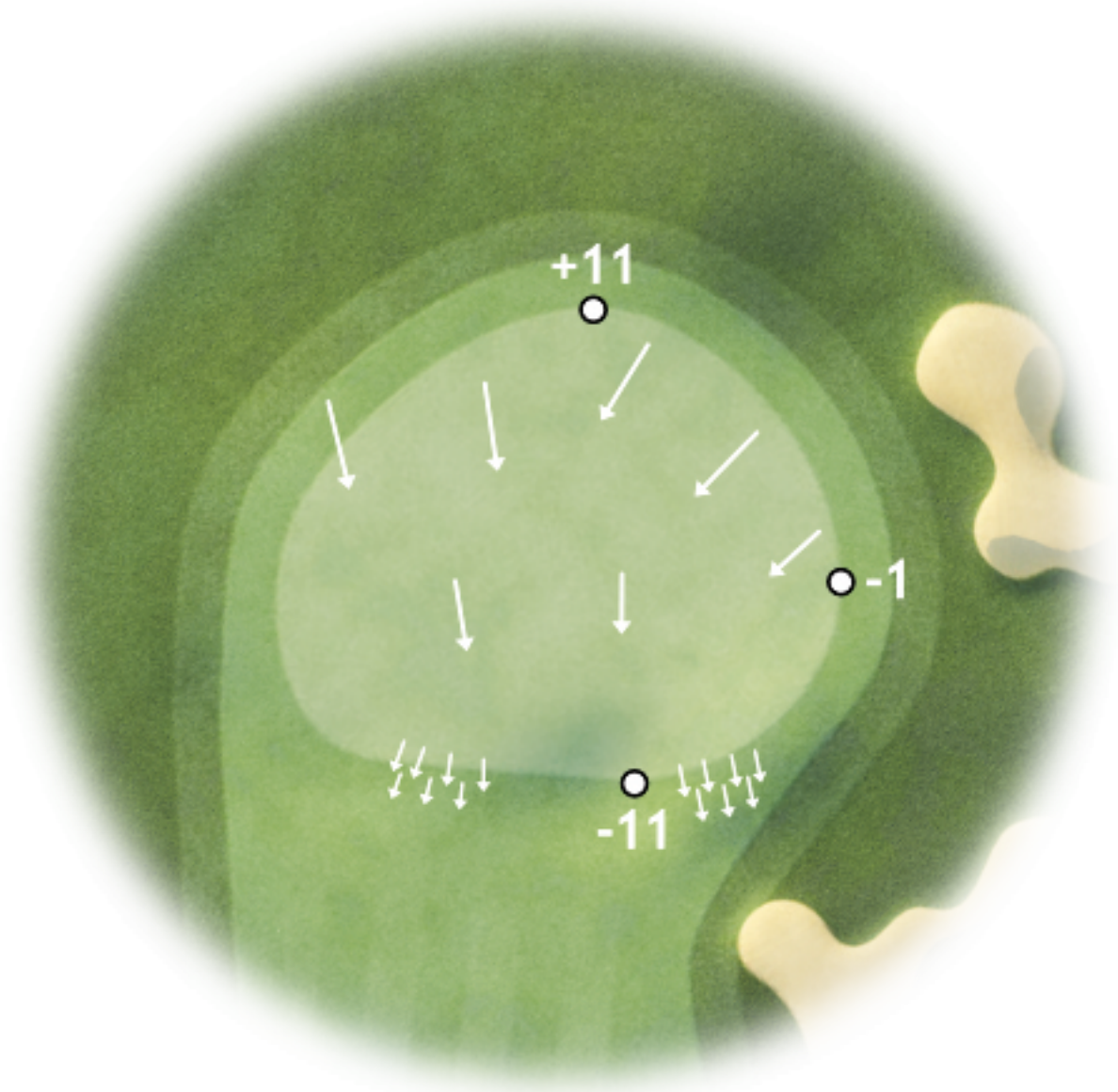
478

457

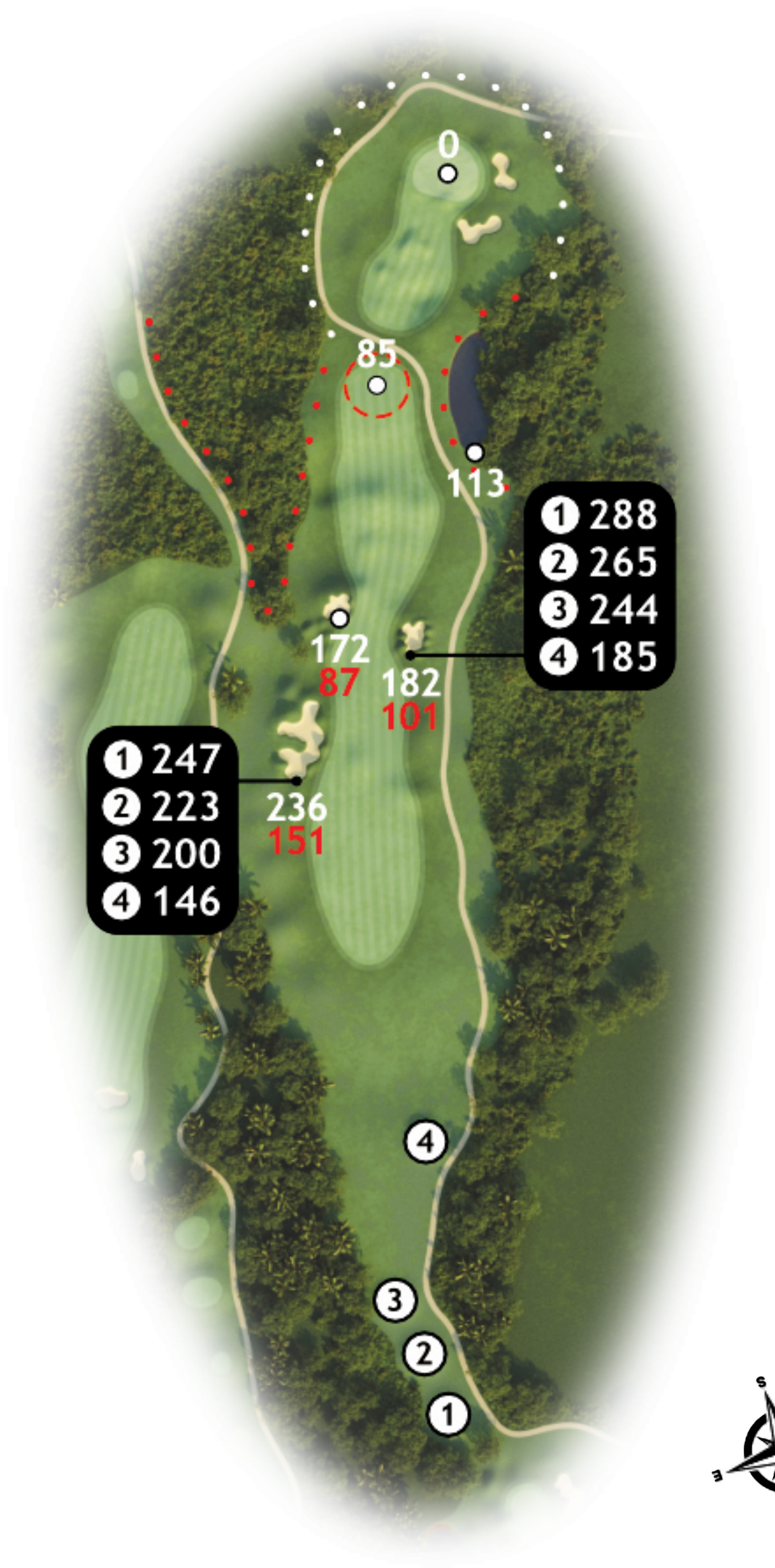
434

375

Par 5
Stroke 14



With the wind the hole is easily reached in two. Against the wind however the hole plays substantially longer and the wetlands to the right of the lay up area comes into play. Be aggressive into the approach of the green rather than short as there is no trouble behind the green and a short shot will see your ball roll back down the approach leaving you a delicate chip to certain pins.



0

85

113

172

87

182

101

236

151

- 1 247
- 2 223
- 3 200
- 4 146

- 1 288
- 2 265
- 3 244
- 4 185

4

3

2

1



Four

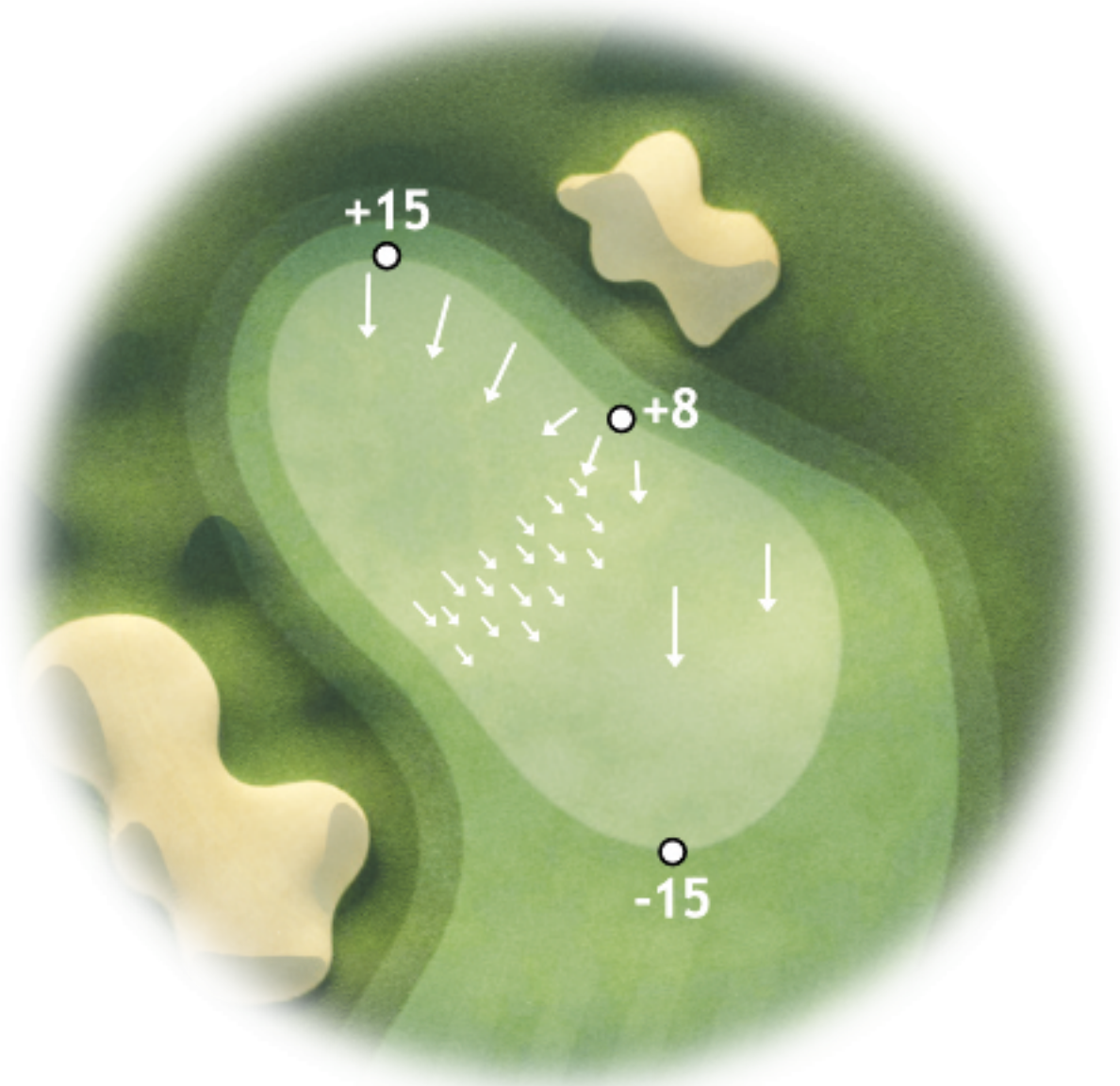
409

398

373

328

Par 4
Stroke 2



Even with a good tee shot over the wetland you are still left with a testing approach to the green. Players can play left off the tee to avoid the long carry offering a safer but longer route into the green.



Five

191

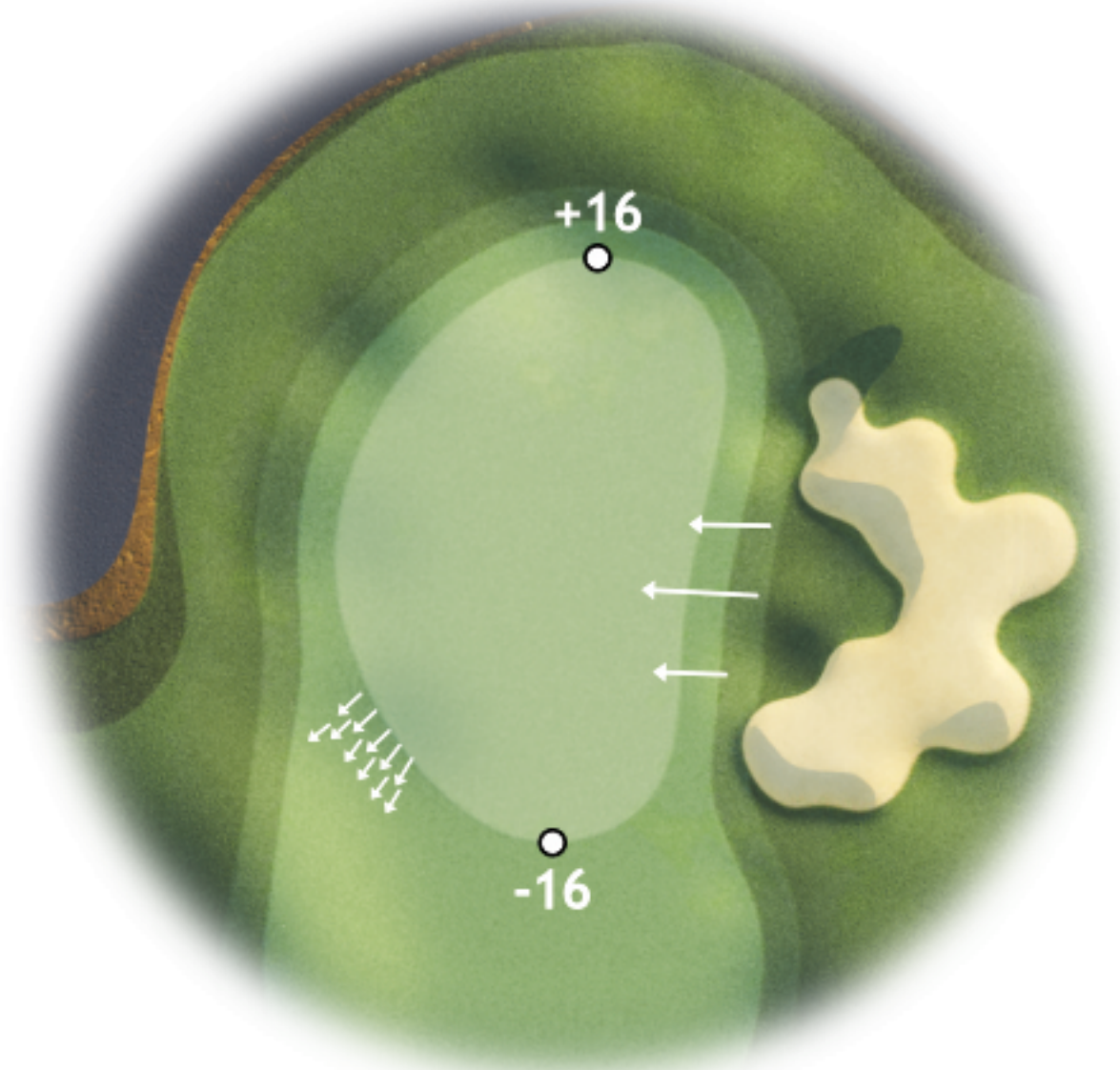
167

145


145

Par 3

Stroke 16



Although it appears long on the scorecard it plays much shorter due to the steep downhill tee shot. Most of the danger is on the left of the green. Wind conditions will make the tee shot more difficult.



- 1 176
- 2 151
- 3 128

16



Six


456

446


420

386

Par 5
Stroke 8



With water running all the way up the right hand side of the hole its best to keep your drive to the left using the left hand side fairway bunkers as an aiming point. Slopes on and around the green in addition to the bunkers around the approach and green side make for some interesting situations if the target is missed on the approach to the green.



Seven

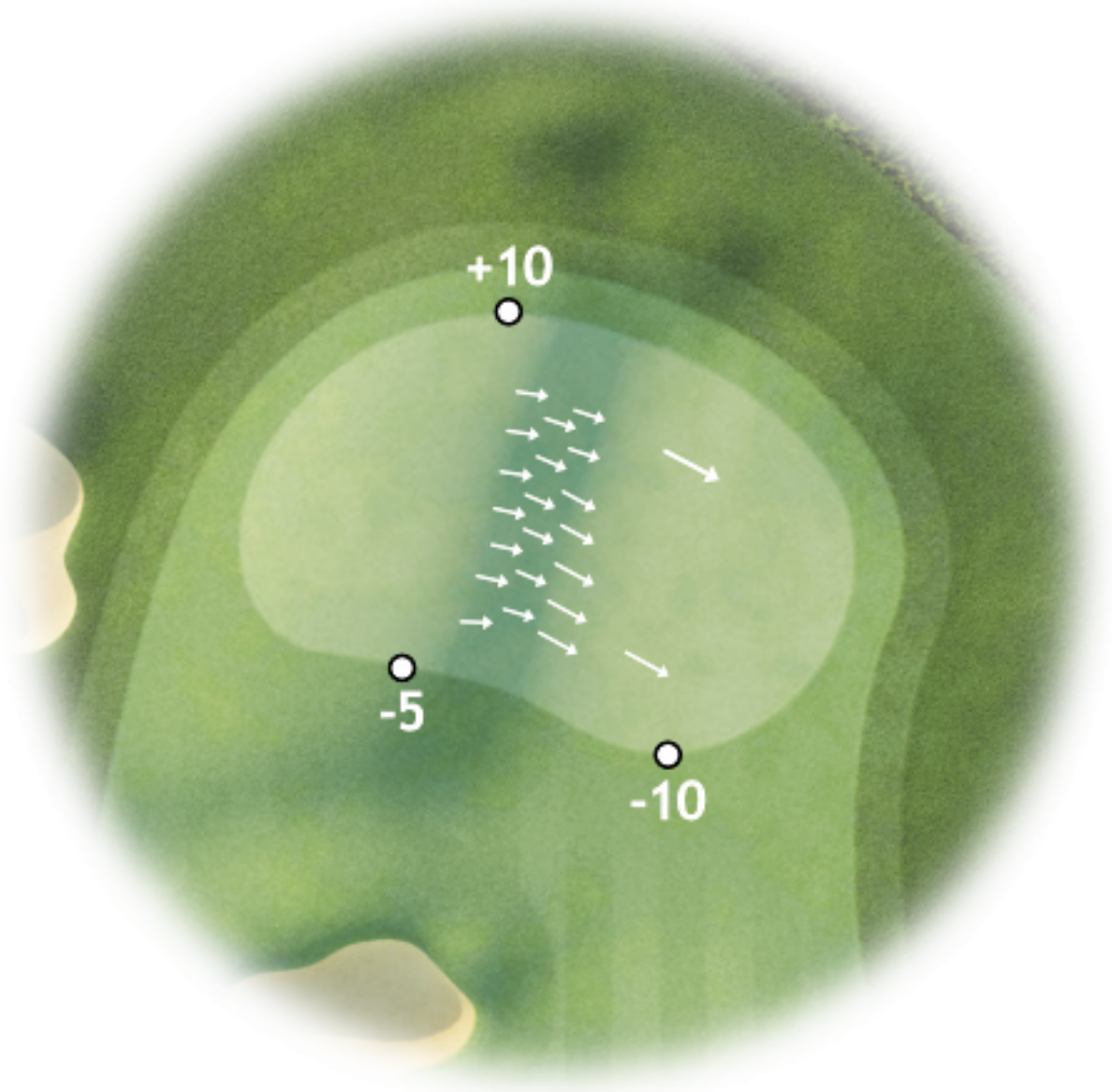
361

335

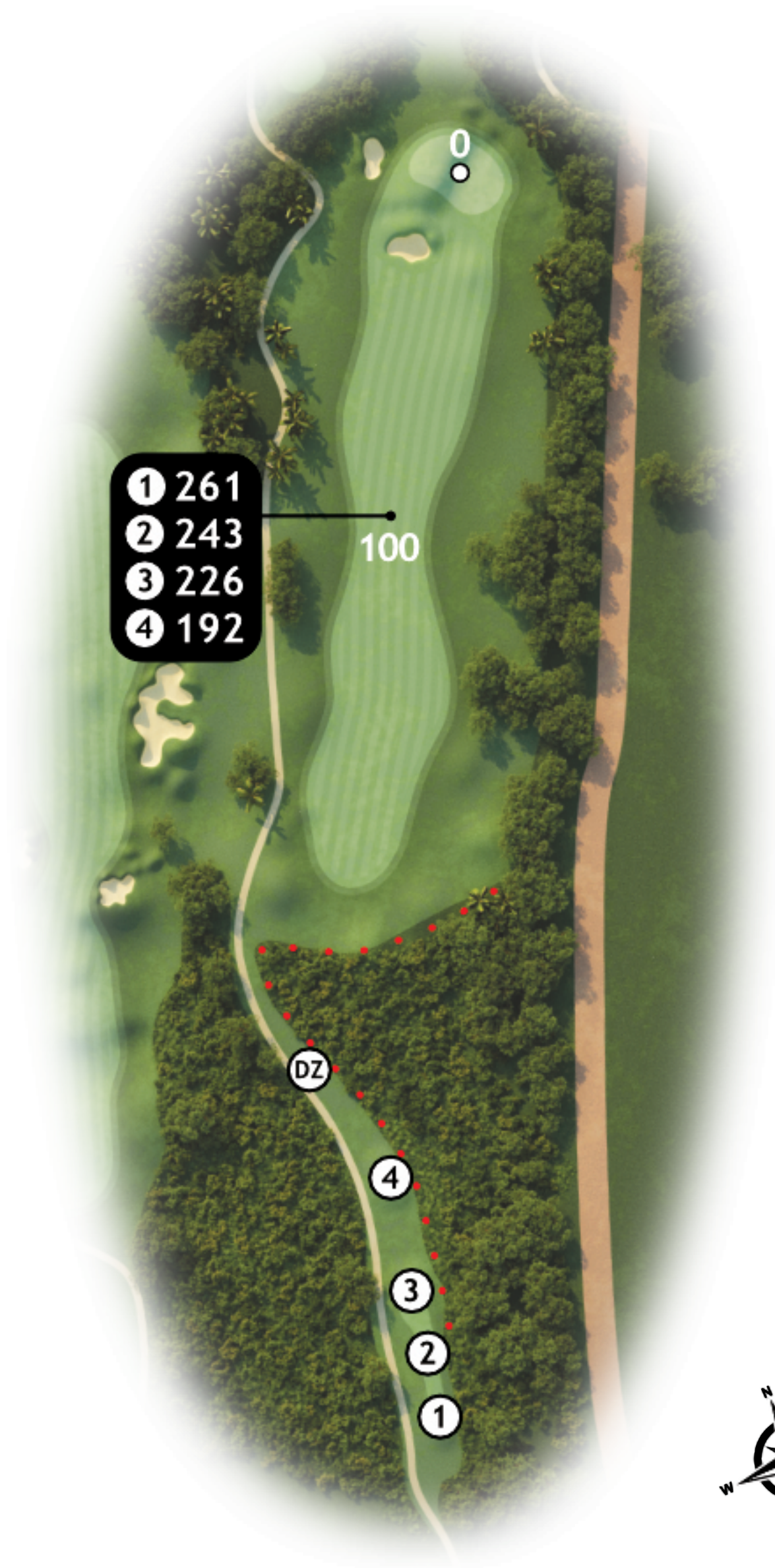
320

297

Par 4
Stroke 4



One of the toughest par 4's on the course, especially when played into the wind. Your tee shot has a long carry over the wetland and will provide a challenge for the shorter hitter. It's important to hit the fairway as there are trees left and right. Your approach into the two tiered green requires an accurate shot. Any wayward approach will provide a challenging shot to save par.



1 261

2 243

3 226

4 192

100

DZ

4

3

2

1



Eight

370

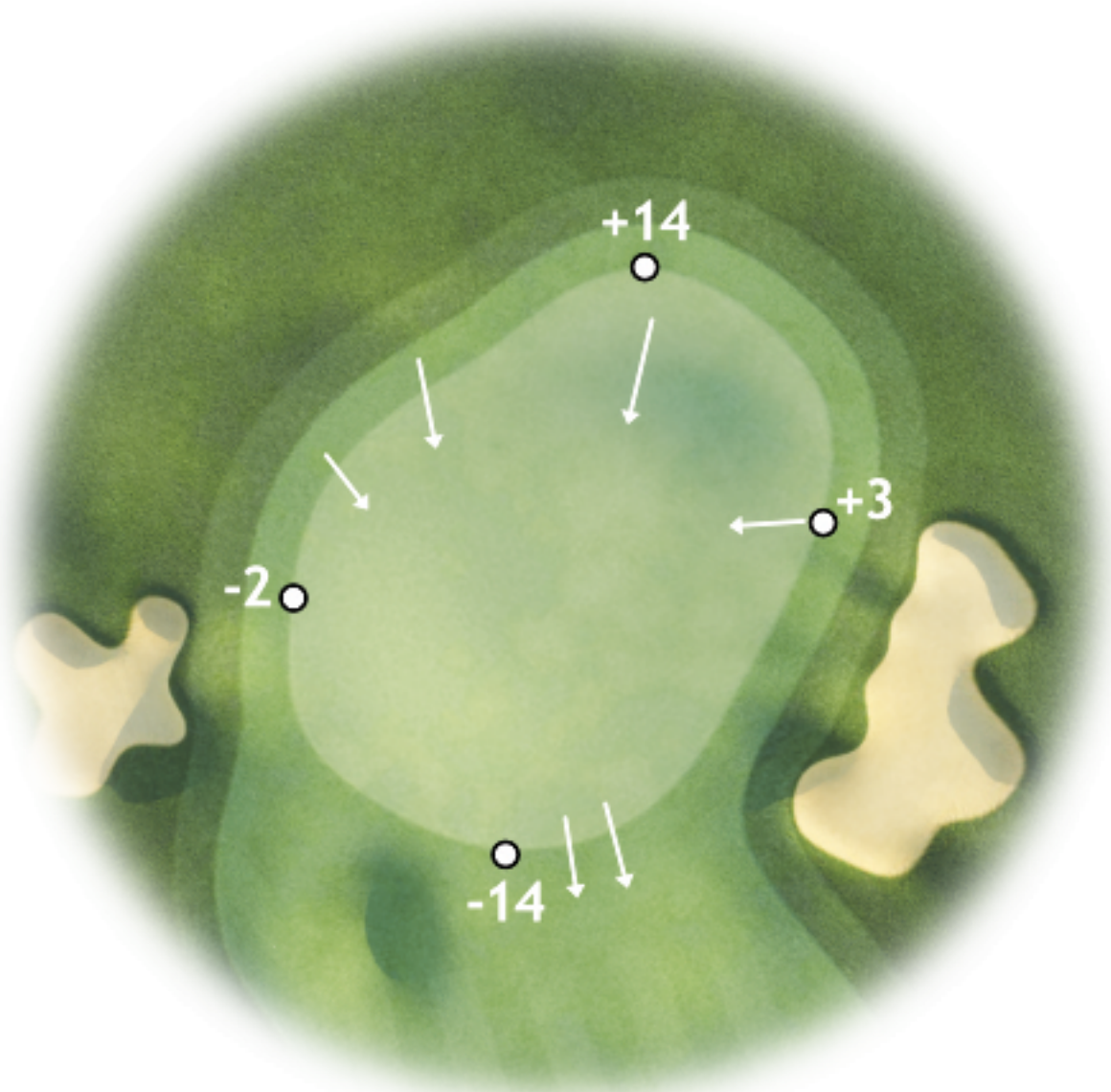
349

320

290

Par 4

Stroke 10



A sharp dog leg left par 4. Aiming your tee shot just right of the fairway bunker will provide the best approach into the green. Your second is played uphill to a green guarded by bunkers left and right that are just waiting to catch any errant approach shots. It's always safest to play to the middle of the green here.

Nine

219

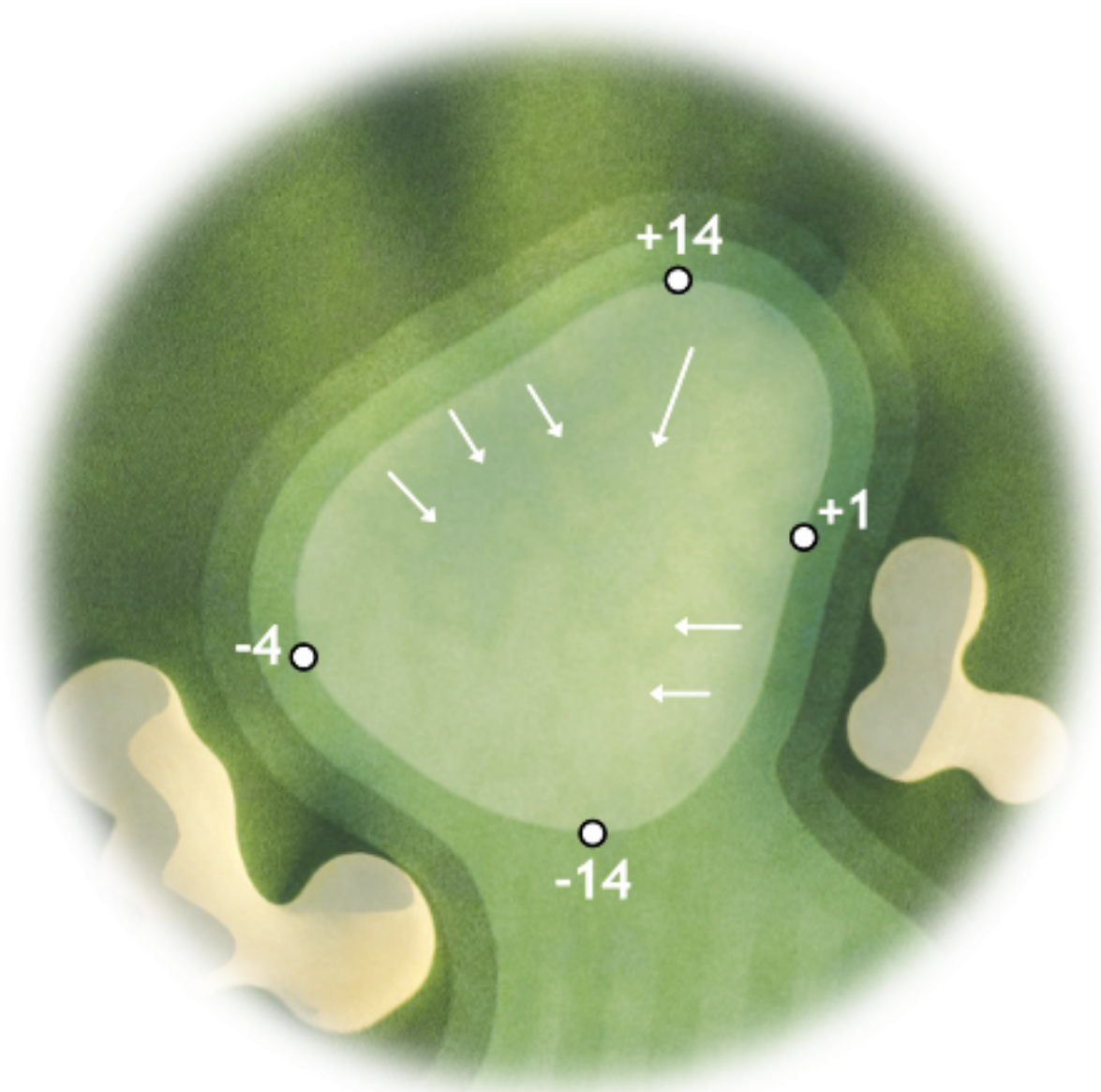
193

164

130

Par 3

Stroke 12



A classic long par 3 on exposed high ground and normally played in a cross wind. A large bunker protects the front left of the green, favour the right half of the green when playing your approach to avoid trouble.



- 1 203
- 2 174
- 3 146
- 4 114



Ten

369

349

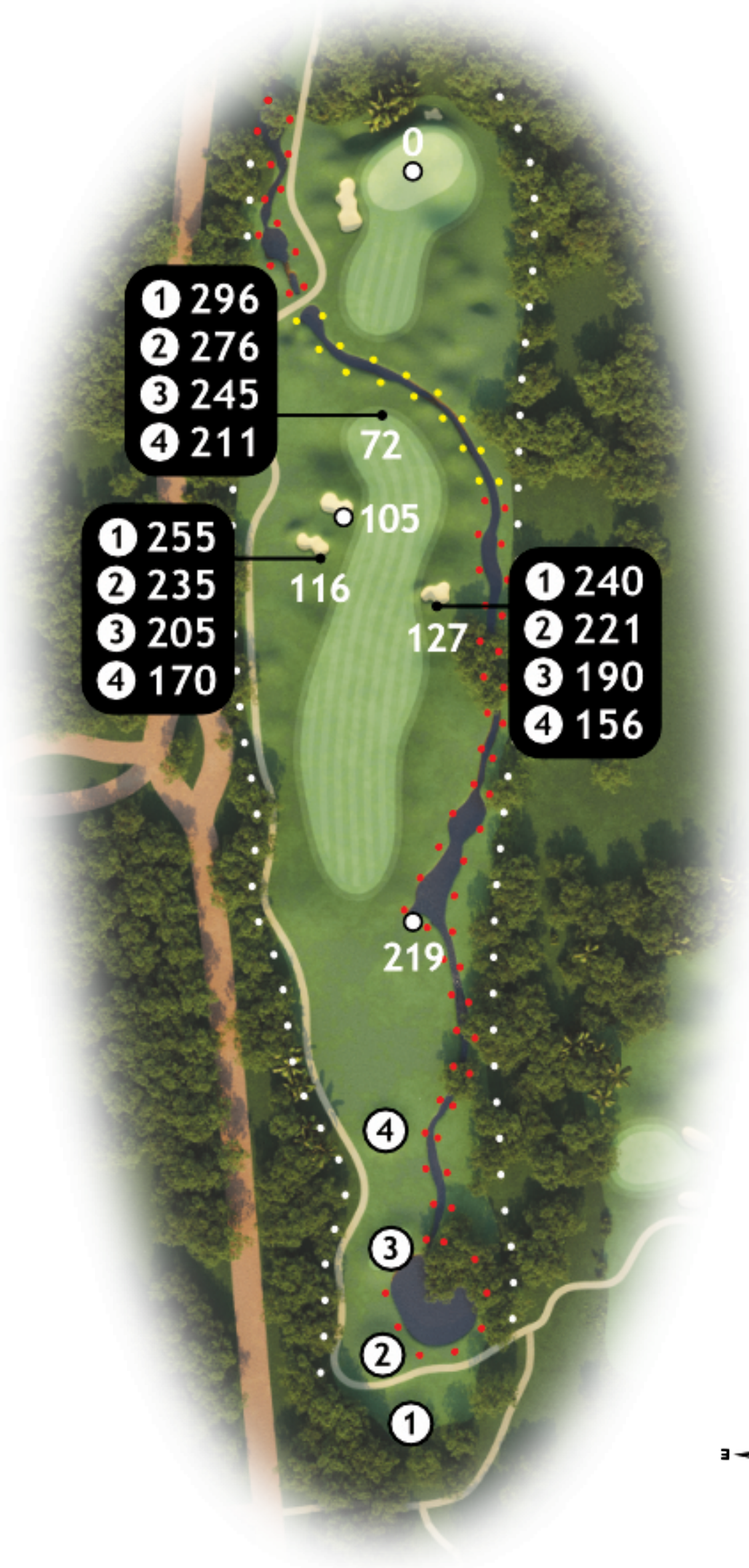
314

309

Par 4
Stroke 7



A challenging hole where accuracy off the tee is vital. With out of bounds on both sides of the fairway as well as water running on the right hand side of the hole, a short accurate shot off the tee will be the best play. With the second shot water crosses the fairway and there is a steep run off to the right of the green. The smart play is to the left hand side of the green regardless of where the pin position is located.



Eleven

191

167

142

138

Par 3

Stroke 13



With water guarding against any shot that goes to the left and short, the safest line is to the right side of the green. Due to the elevation and exposed tee box club selection can be quite tricky.



- ① 179
- ② 155
- ③ 131



Twelve

526

500

475

410

Par 5
Stroke 5



A long par 5 with out of bounds to the right and trees on the left this hole gets off to a challenging start. A tee shot favouring the right side of the fairway opens up the second shot. The third shot plays uphill to a small green that is very well-guarded with bunkers and severe run offs.



- ① 315
- ② 294
- ③ 269
- ④ 209

200
161



Thirteen


377

359

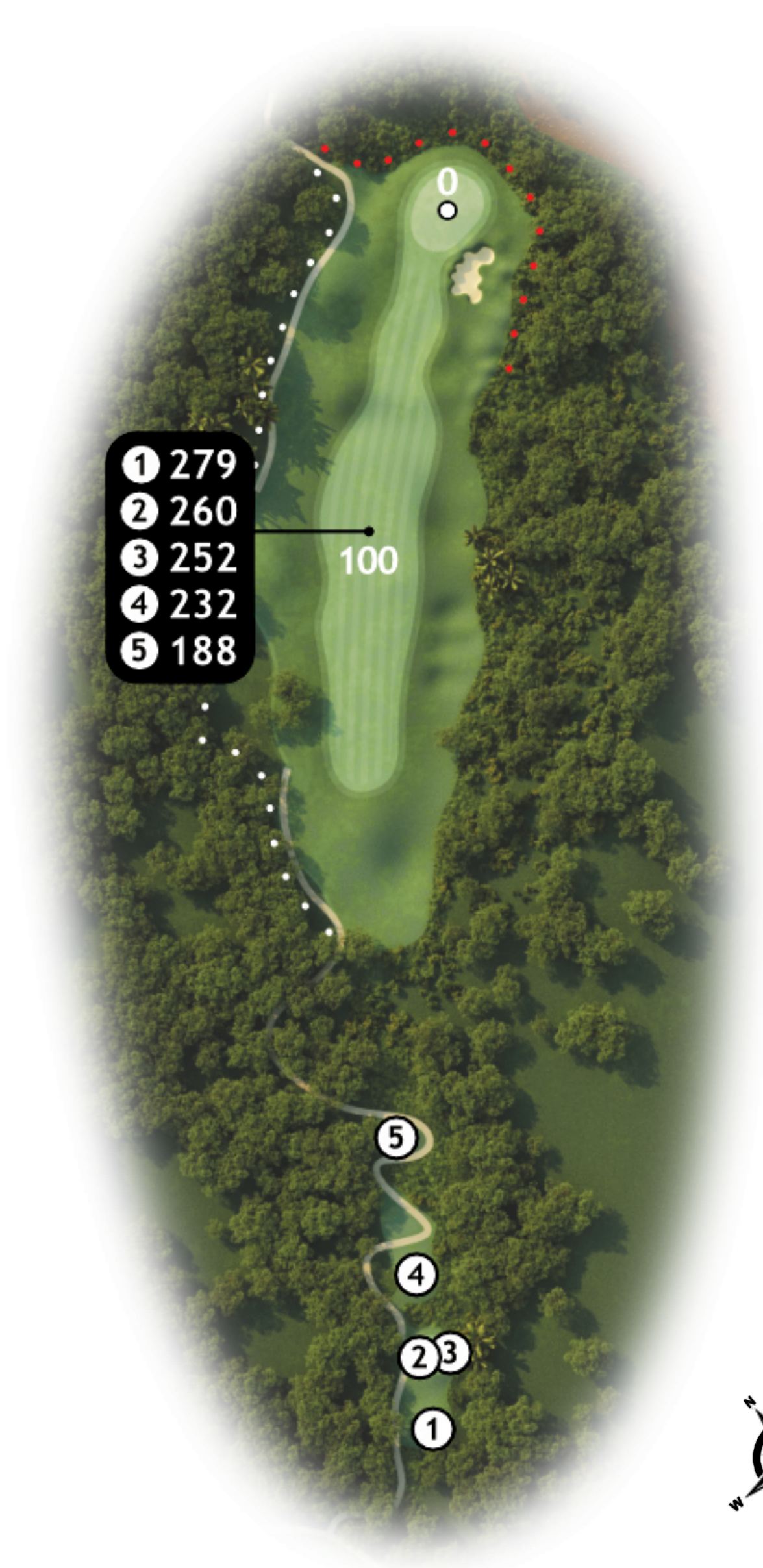
332

286

Par 4
Stroke 9



A spectacular view from the tee. Although the forest seems to be waiting for any errant shot, there is a lot of margin for error. Players should favour the left side of the fairway. The second shot plays into a green that has a narrow opening and slopes away from the player. With a deep bunker short and right of the green a quality second shot is required on this hole.



Fourteen

159

135

126

109

Par 3

Stroke 17



A short par 3 where club selection is key. Your tee shot is played over a penalty area, be careful not to over-club it though as you will leave yourself a tricky second from above the green. The tee box is protected from the wind but the green is not so double check the flag before playing.



Fifteen

397

356

316

296

Par 4
Stroke 1



The hardest hole on the course. Your tee shot should ideally be played to the left side of the fairway to give you the best view of the green. Your approach is played over a penalty area to a green protected by a bunker on the left and steep run off to the right with very little margin for error.



- ① 277
- ② 234
- ③ 195
- ④ 173



Sixteen


370

344

318

235

Par 4
Stroke 11



Although there is a bunker in the middle of the fairway, there is a lot of space to the right for your tee shot. Your second plays uphill, but with just a single bunker to the right of the green it's a friendly approach.



- ① 257
- ② 231
- ③ 209
- ④ 128

- ① 231
- ② 205
- ③ 183
- ④ 101

112

137

④

③

②

①



Seventeen

441

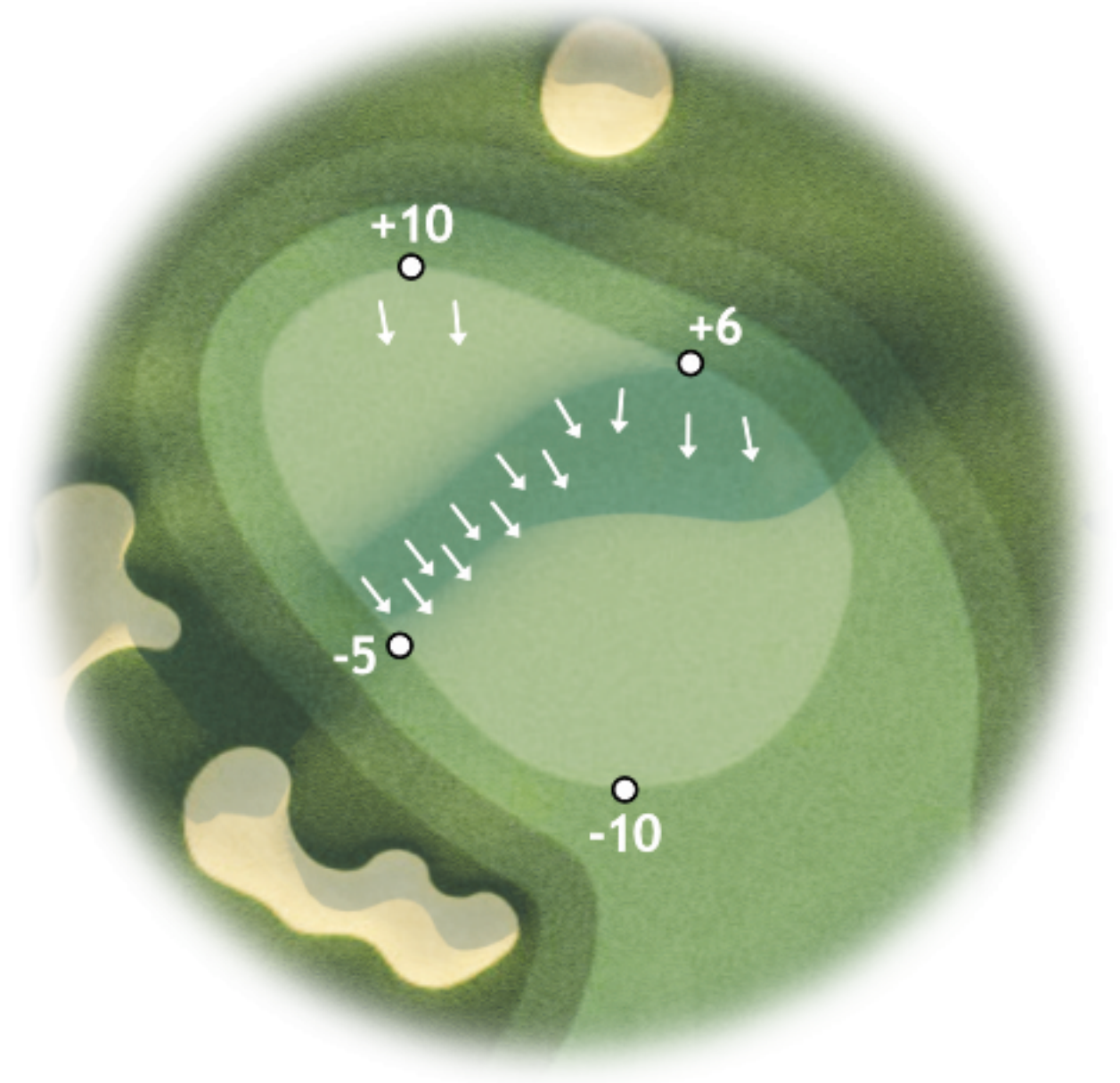
416

380


380

Par 5

Stroke 15



The shortest par 5 on the course. Aim your tee shot left of the fairway bunker, longer hitters will roll down the hill leaving a mid or short iron into the elevated green. Any approach finding the greenside bunkers guarding the front left of the green will leave you a challenging shot, so avoid them at any cost.



- 1 283
- 2 276
- 3 263
- 4 251
- 5 225
- 6 190

- 1 229
- 2 219
- 3 209
- 4 196
- 5 169
- 6 134



Eighteen

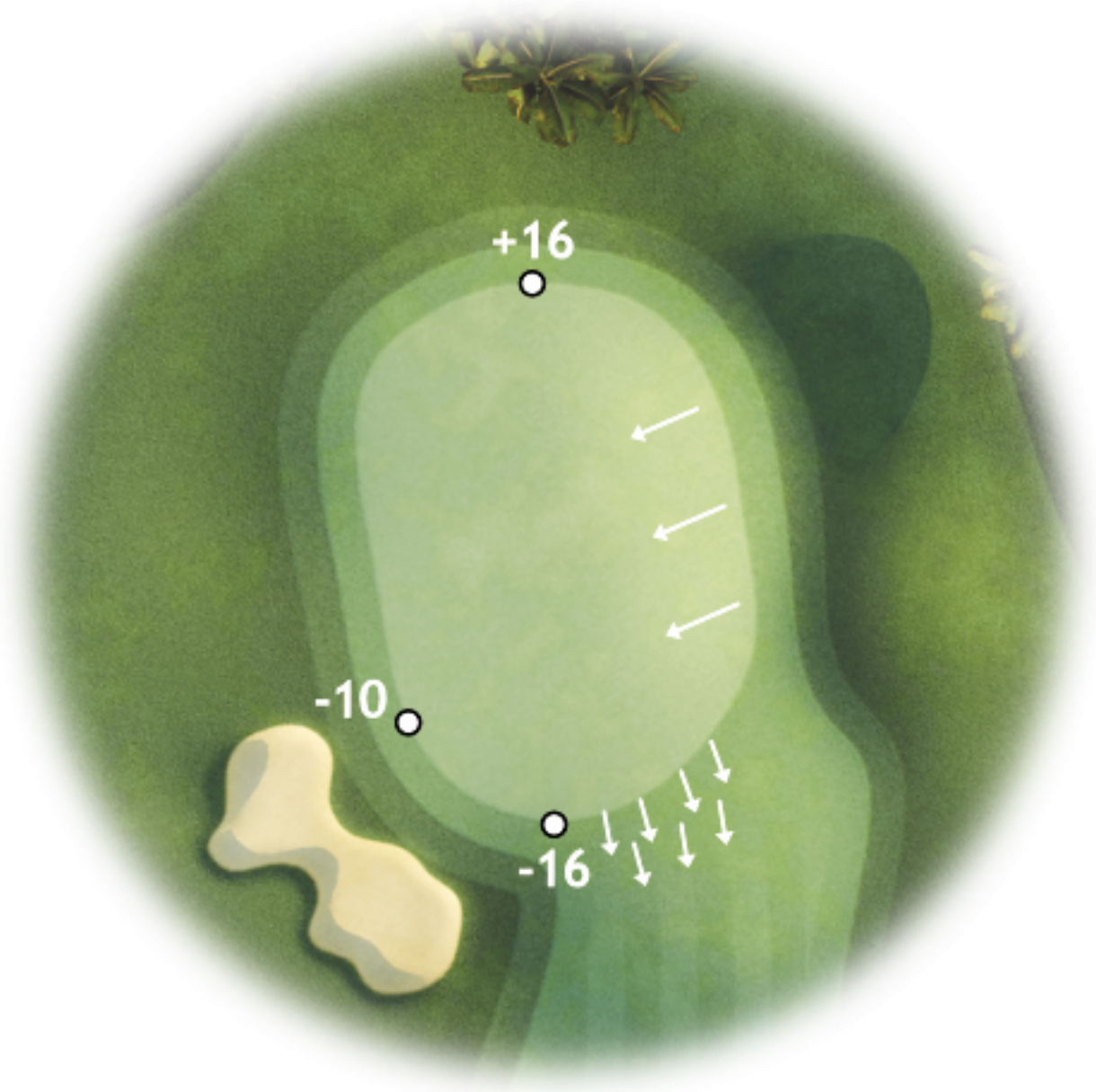
443

415

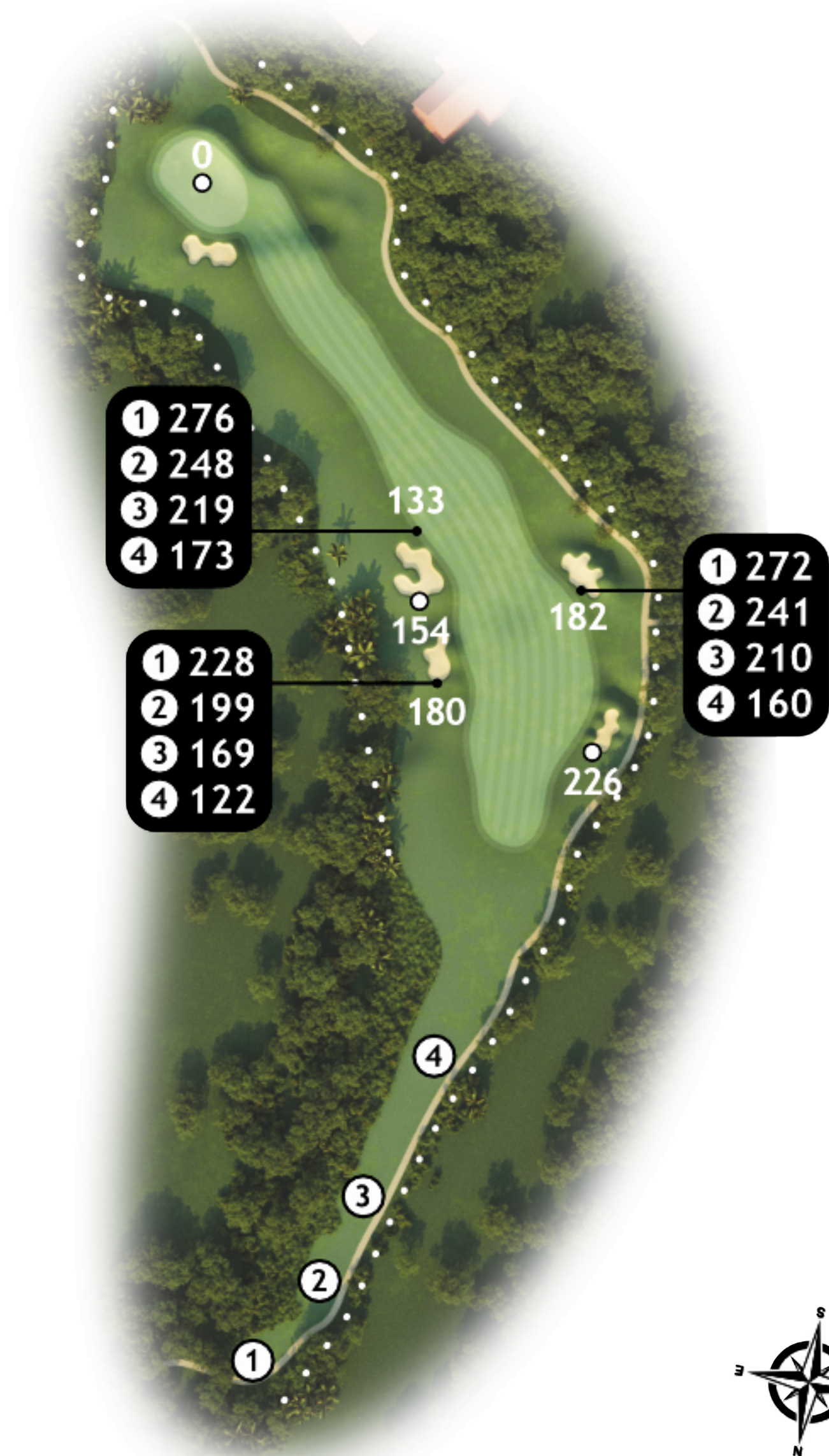
386

328

Par 4
Stroke 3



A challenging finishing hole that dog legs to the left. A tee shot placed just right of the left fairway bunkers will shorten the hole. Tee shots that go to the right may be safer but will leave a much longer approach. The approach shot should favour the right side of the green as the slope will make the ball feed to the middle of the green. Beware the deep greenside bunker guarding the left front portion of the green. Take in the view and enjoy the final hole at our beautiful course.



Course Layout



Course Rating

	Out	In	Total	SR Men	SR Women
Yellow	3194	3273	6467	75.0	82.4
	3011	3041	6052	72.2	79.3
Blue	2786	2789	5575	69.4	76.0
Red	2483	2491	4974	67.5	73.4



ZIMBALI
COUNTRY CLUB

Zimbali Estate Welcome Centre • Zimbali Drive • Dolphin Coast • 4399 • South Africa

Phone: +27 (0)32 538-1041 (Pro Shop)

Email: proshop@zimbalicc.co.za

Website: www.zimbalicc.co.za

Proudly produced by Damian de Villiers - 083 278 7272